


# Mortgage Lending Disparities by Race and Ethnicity Rochester, NY - 2017


Conventional mortgage loans made  
per 1,000 owner-occupied units

 City of Rochester

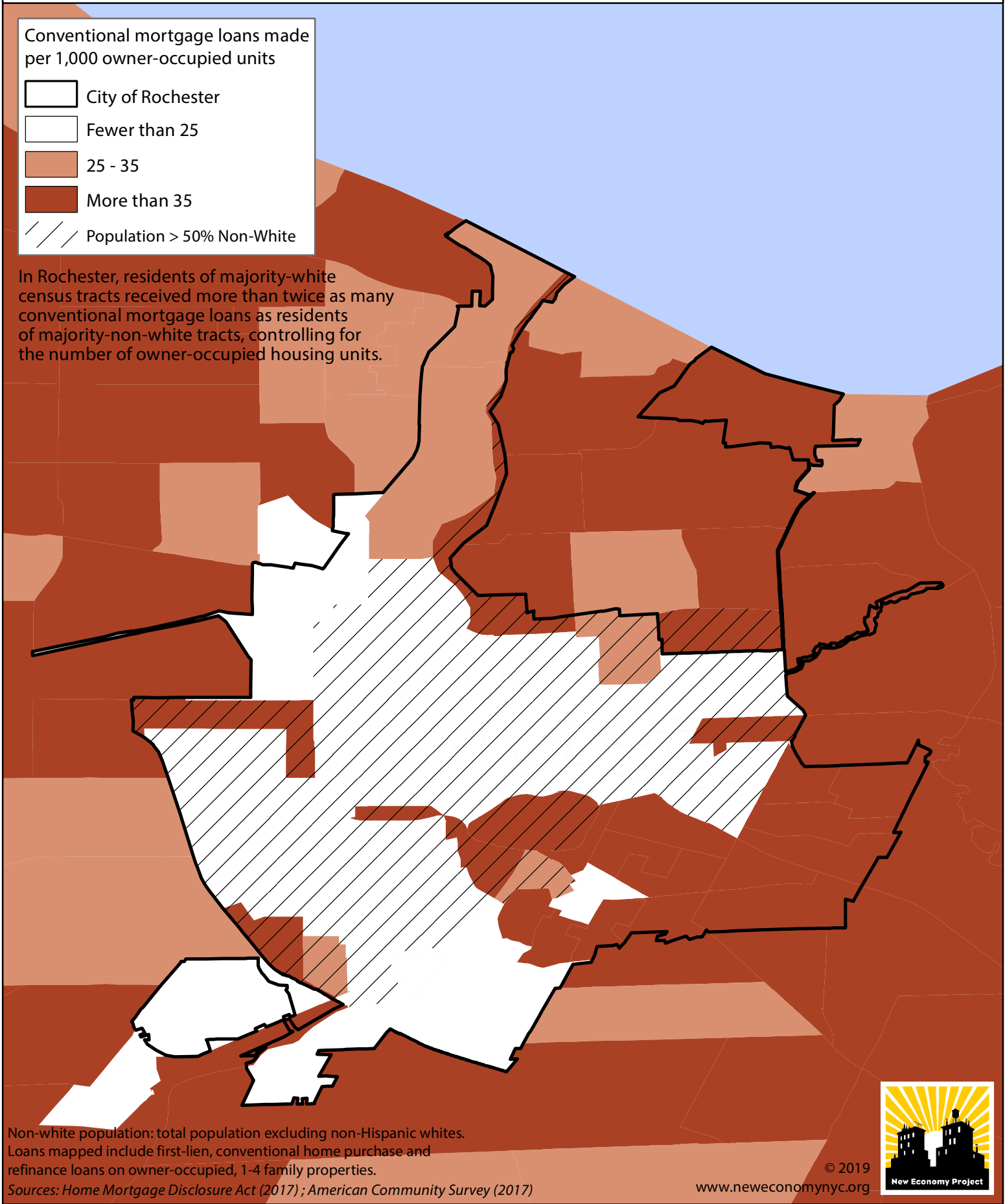
 Fewer than 25

 25 - 35

 More than 35

 Population > 50% Non-White

In Rochester, residents of majority-white census tracts received more than twice as many conventional mortgage loans as residents of majority-non-white tracts, controlling for the number of owner-occupied housing units.



Non-white population: total population excluding non-Hispanic whites.  
Loans mapped include first-lien, conventional home purchase and  
refinance loans on owner-occupied, 1-4 family properties.

Sources: Home Mortgage Disclosure Act (2017); American Community Survey (2017)

